



Division Update

Township Council Delegation, 2026



Programs

- Ontario Works
- Housing
- Homelessness
- Children's Services
- Community Development

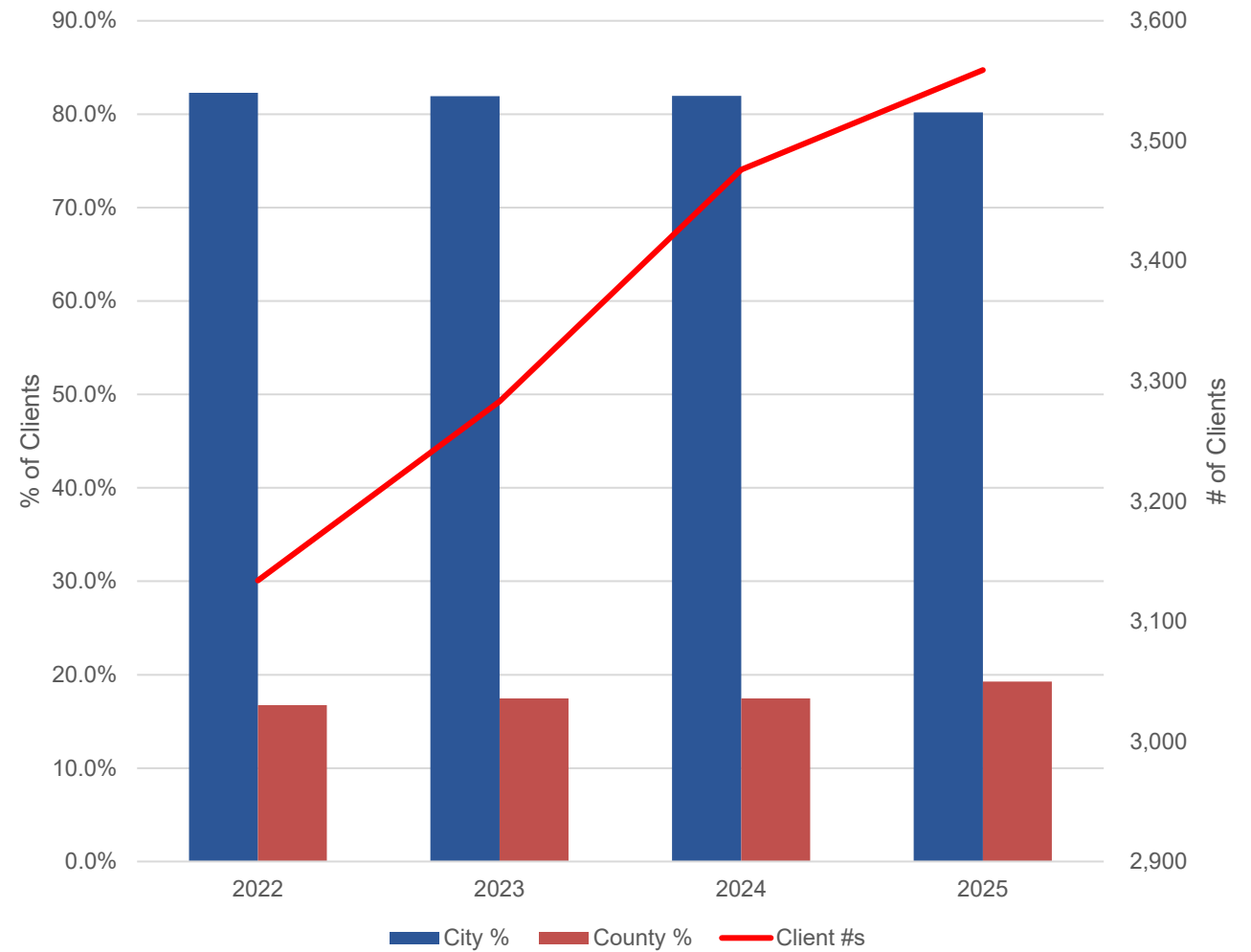


Ontario Works

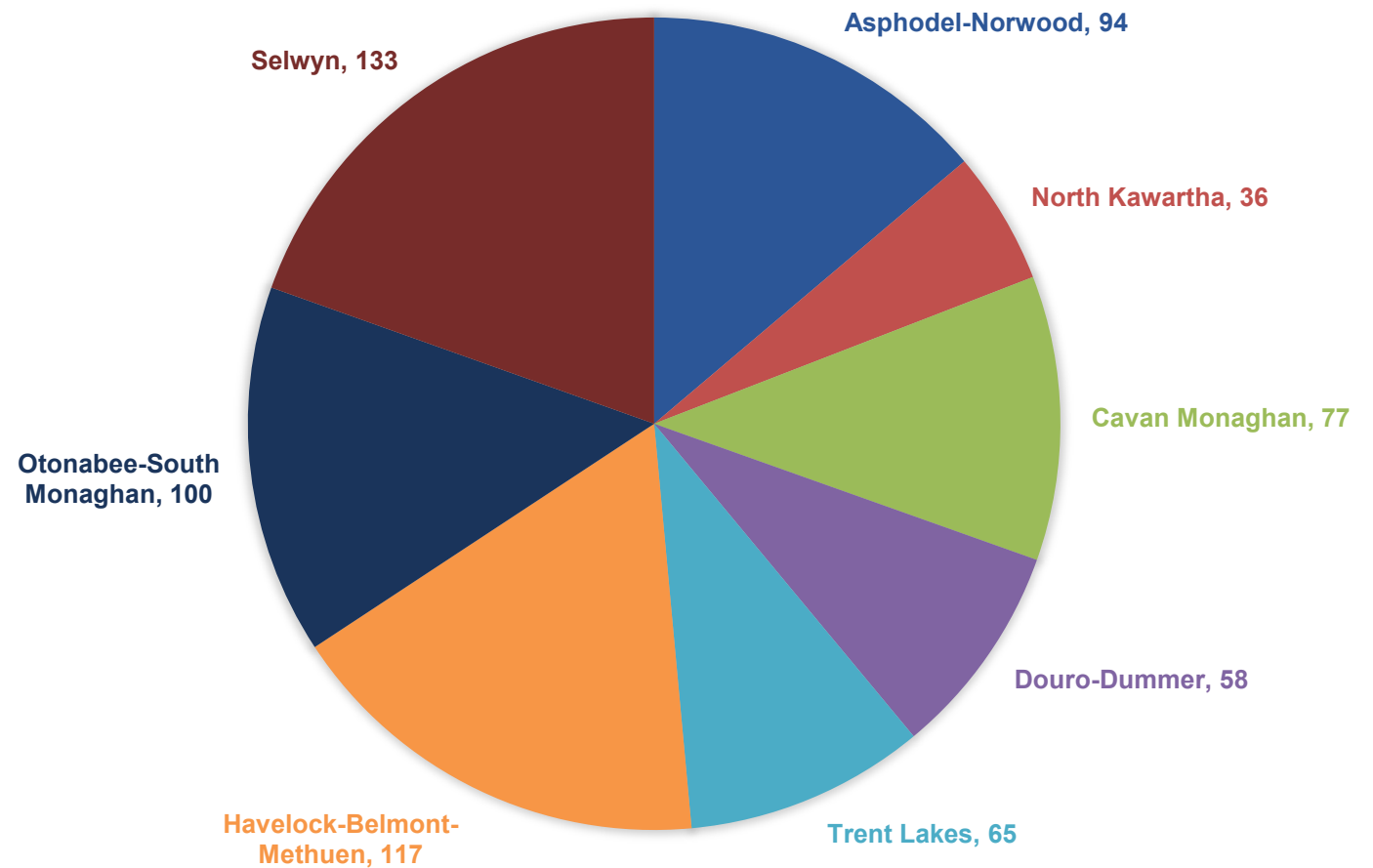
- Social Assistance rates continue to be low, making it challenging for individuals on assistance to maintain housing
- The need for discretionary benefits, on top of basic assistance, is higher than ever because of low rates and high costs
- The challenges facing our service users are much higher than they were even 5 years ago
- There aren't enough supports available in the community for things such as Mental Health and Addictions
- Through partnerships with agencies such as Canadian Mental Health Association and Community Counselling and Resource Centre we are providing additional support to individuals on assistance



Ontario Works Caseloads



Ontario Works Caseloads (June 2025)





Housing Services

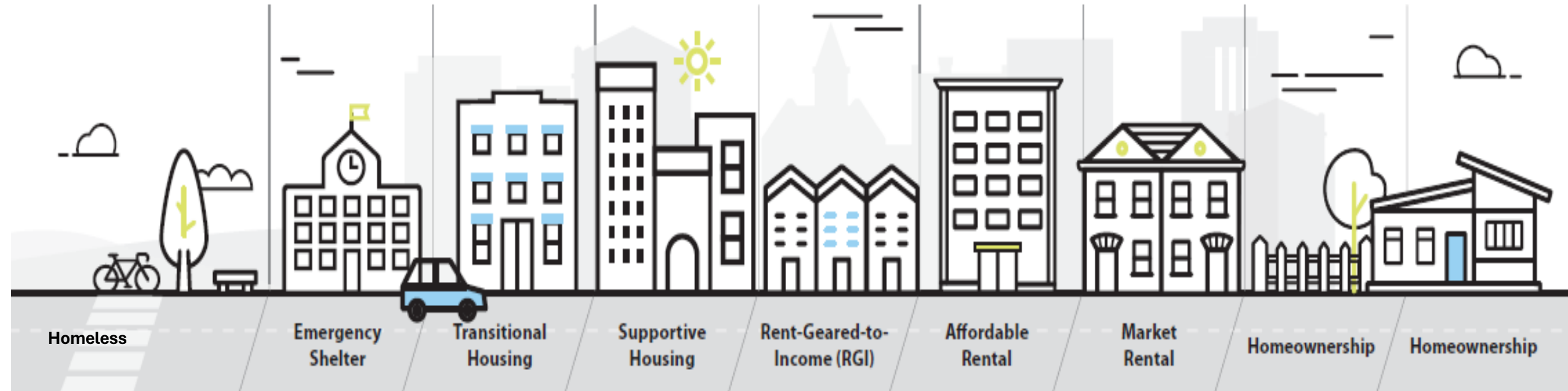


Service System Management – Housing Services



- Community Housing Providers
- Centralized Waitlist Management
- Supportive Housing
- Municipal Rent Supplements
- Affordable Housing Programs and Development
- 10 Year Housing and Homelessness Plan

Housing Continuum



Non-Market

Housing Service Manager – legislated requirements

Housing Services Act

Housing Service Levels

RGI
Calculation

Affordable Housing

Housing
Provider
Subsidy

Centralized
Waiting List

Local Rules

Local
Housing
Corporations



Operating and
Exit
Agreements



Service Levels
– new ways to
reach these

What is a Service Manager?

A service manager has the flexibility to manage social housing at a local level and to build new affordable housing. Ontario is the only province to have passed on to municipalities the responsibility for funding and administering social housing. The City of Peterborough is the Service Manager for the City and County of Peterborough.

Rent is calculated...

To apply...

RGI



Based on 30%
of household income



Join a waitlist through Housing
Access Peterborough (HAP)

The wait may be many years depending
on application preferences for location

Affordable
Housing



Based on 100% Average
Market Rent (AMR)

Each building designates their
own percentage of AMR



****NEW**** Join a waitlist

The wait may be many years
depending on application
preferences for location

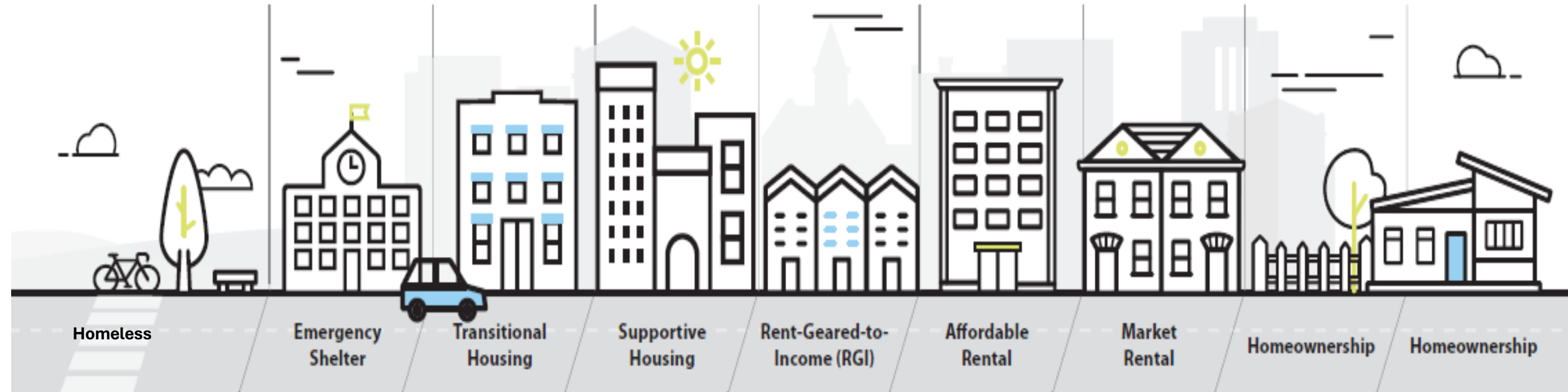
RGI VS Affordable

Social Housing Units in the County				
Housing Provider				
Millbrook Manor	Millbrook	Millbrook Non-Profit Housing	44	Seniors
Otonabee Court	Keene	Otonabee Municipal Non-Profit Housing	21	Seniors
Village Manor	Lakefield	PHC	28	Seniors
Hillcrest Court	Lakefield	PHC	15	Seniors/Singles
Parkview Apartments	Havelock	PHC	20	Seniors/Singles
Pratt's Marina	Lakefield	PHC	5	Indigenous
Whispering Pines	Apsley	PHC	20	Seniors/Singles
Spruce Corners	Apsley	PHC	8	Seniors
Springwood	Norwood	PHC	28	Seniors/Singles
Victoria Gardens	Havelock	PHC	18	Seniors/Singles

Homelessness



Housing Continuum





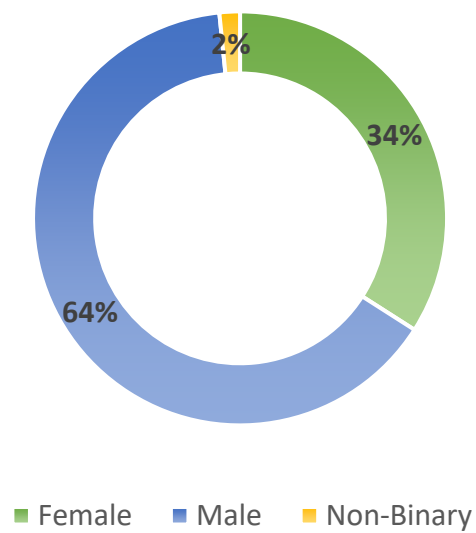
Homelessness Data

- **937 individuals** experienced homelessness for at least one day between November 2024-November 2025
- **462 individuals** experienced chronic homelessness (49%)
- **396 individuals** became homeless for the first time (42%)
- **269 individuals** moved from homelessness to housing (29%)
- **196 individuals** who were homeless identified as Indigenous (21%)

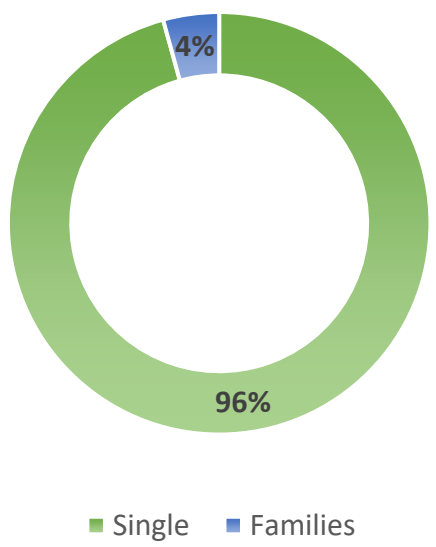
**Data collected from November 2024-November 2025*

Homelessness Data

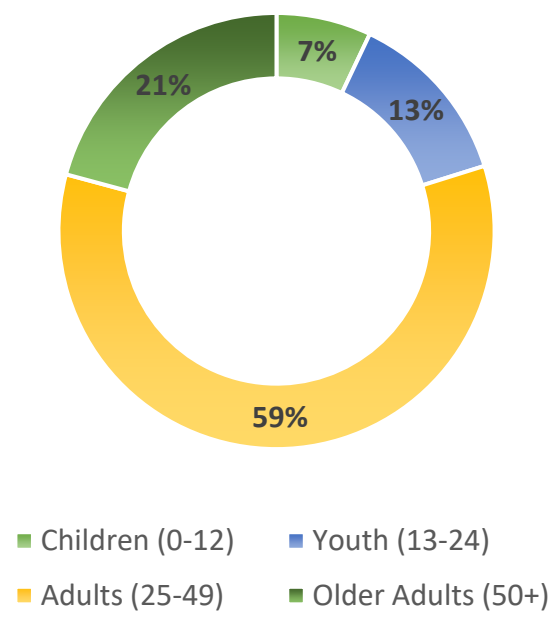
Gender



Household Type



Age



**Data collected from November 2024-November 2025*

Homelessness Resources

Diversion & Prevention:

- Housing Stability Fund: Supports people to find, secure and maintain stable housing. There were 743 issuances of HSF for 654 unique clients from November 2024-2025.
- Rent Supplements: Time-limited assistance to stabilize housing and divert individuals and families from homelessness.

Emergency Shelter:

- Brock Mission – 40 beds
- Cameron House – 12 beds
- YES Shelter for Youth and Families – 30 beds
- Trinity- 45 beds

Supportive Housing:

- Transitional Housing – 163 spaces
- Permanent Housing – 56 spaces



**Data collected from November 2024-November 2025*

A photograph of a woman with dark hair tied back, wearing a green tank top, carrying a baby in a black carrier. She is looking down at the baby with a gentle expression. The background is a soft-focus green, suggesting an outdoor setting with trees.

Children's Services

- Introduction of the Canada-wide Early Learning and Child Care (CWELCC) Cost-Based Funding (CBF) Guidelines, effective January 1st, 2025.
- CBF has resulted in a maximum base fee of \$22 per day for CWELCC eligible children as of January 1st, 2025.
- Funding from the Province helped and will continue to support 396 new spaces between 2024-2026. The majority of these are community-based spaces.
- As of October 2025, we have 3,965 unique children on the waitlist (3,251 City vs. 714 County).

Children's Services

- Ministry of Education developed a new funding model, this model replaces the previous “revenue replacement” approach to, licensees being funded based on eligible costs incurred during the year, up to a maximum determined by a formula and benchmarks.
- Local Priorities Funding, to support children aged 6-12 and the Early Childhood Educator workforce, as well as support services such as, special needs resourcing and capacity building was rolled out effective January 1st, 2025.
- Current understanding is that municipalities will continue to fund Children’s Services at the same level as 2025.
- The initial five-year term of this agreement ends on March 31st, 2026.



EarlyOn Programs

- Funding for these free family programs have not had a significant change since 2019
- Costs have been rising significantly with no increase to funding that these agencies can plan for
- We are hopeful that the province provides additional funding to support these programs.
- If there is no significant increase in 2026, the agencies might be forced to cut programming to accommodate rising costs.



Community Development Program



County Hubs

Bookable office space for local organizations to meet with rural clients or conduct outreach.

- 9 locations across the County.
- 105 bookings in 2025 (Jan – Oct)

County Drop-in Program

Social Services staff working from County locations and welcoming drop-ins from the community (74 clients since September 2024)

- Havelock
- Norwood
- Apsley

Community Development Program



Township OW Specializations

Dedicated Case Managers for local clients.

- Selwyn
- Havelock-Belmont-Methuen
- Asphodel-Norwood
- Otonabee-South Monaghan
- Cavan Monaghan (pending)

Age-friendly Peterborough

- Sarah Bass, Age-friendly Coordinator (Nov. 2025)
- New AFP Plan 2023-2027

Community Safety and Well-being Plan

- Due July 1, 2026
- Updates to current Plan
- Leadership Table: provides input and awareness.
- Township creating separate Plan.